

































	<b>TPS-GB 010</b>	<b>TPS-GB 020</b>	<b>TPS-GB 030</b>	<b>TPS-GB 100</b>	<b>TPS-GB 200</b>	<b>TPS-GB 210</b>	<b>TPS-GB 300</b>	<b>TPS-GB 310</b>	<b>TPS-GB 400</b>	<b>TPS-GB 410</b>	<b>TPA-GB 700</b>	<b>TPA-GB 800</b>	<b>TPA-GB 900</b>
thickness	46 mm										48 mm		
standard size Europe (RAM)	1000 x 2100 mm <b>For these standard sizes see 169 price list.</b> 1100 x 2100 mm												
standard size GB (RAM)	844 x 2095 mm 920 x 2095 mm 932 x 2095 mm 1000 x 2095 mm				920 x 2095 mm 932 x 2095 mm 1000 x 2095 mm						920 x 2095 mm 932 x 2095 mm 1000 x 2095 mm		
special size (RAM)	width 844 – 1250 mm height 1990 – 2250 mm					width 875 – 1100 mm height 1990 – 2100 mm							width 875 – 1250 mm height 1990 – 2250 mm
door frame	 timber frame standard: TPS-GB 010 / 100 / 200 / 210 TPS-GB 300 / 310 / 400 / 410					 aluminium frame standard: TPS-GB 020 / 030 option: TPS-GB 010 / 100 / 200 / 210 TPS-GB 300 / 310 / 400 / 410							 aluminium frame
hinges	 timber frame & aluminium frame 3 two-part hinges, 3-dimensional adjustable										 3-dimensional adjustable, 2 two-part aluminium hinges		

	<b>TPS-GB 010</b>	<b>TPS-GB 020</b>	<b>TPS-GB 030</b>	<b>TPS-GB 100</b>	<b>TPS-GB 200</b>	<b>TPS-GB 210</b>	<b>TPS-GB 300</b>	<b>TPS-GB 310</b>	<b>TPS-GB 400</b>	<b>TPS-GB 410</b>	<b>TPA-GB 700</b>	<b>TPA-GB 800</b>	<b>TPA-GB 900</b>
lock	 <b>standard timber frame</b> multiple-point locking mushroom lock lift-up locking			 <b>For aluminium frame (Optional extra)</b> multiple-point locking hook lock lift-up locking			 <b>standard aluminium frame (only TPS-GB 020 / 030)</b> multiple-point locking hook lock			 multiple-point locking hook lock			
handle (standard)	prepared	14-2					prepared					38-2	
lever	 supply by Hörmann UK for styles 010, 100, 200, 210, 300, 310, 400, 410												
profile cylinder	 profile cylinder 40.5 x 31.5 mm cylinder included												
locking pin	 x 3 locking pins												

													
	<b>TPS-GB 010</b>	<b>TPS-GB 020</b>	<b>TPS-GB 030</b>	<b>TPS-GB 100</b>	<b>TPS-GB 200</b>	<b>TPS-GB 210</b>	<b>TPS-GB 300</b>	<b>TPS-GB 310</b>	<b>TPS-GB 400</b>	<b>TPS-GB 410</b>	<b>TPA-GB 700</b>	<b>TPA-GB 800</b>	<b>TPA-GB 900</b>
surface door leaf gloss level 35 – 45	<ul style="list-style-type: none"> <li>- RAL 9016 standard</li> <li>- Colour optional</li> <li>- Golden Oak (TPS 010, 020, 030)</li> <li>- Titan Metallic (TPS 010)</li> </ul>			the same surface on both sides for decograin			<ul style="list-style-type: none"> <li>- RAL 9016 Standard</li> <li>- Colour Optional</li> </ul>			<ul style="list-style-type: none"> <li>- RAL 9016 Standard</li> <li>- Colour Optional</li> </ul>			
surface frame gloss level 35 - 45		<ul style="list-style-type: none"> <li>- RAL 9016 (Standard)</li> <li>- Colour (Optional)</li> </ul>				<ul style="list-style-type: none"> <li>- RAL 9016 (Standard)</li> <li>- Colour (Optional)</li> <li>- Golden Oak (TPS 010, 020, 030) (optional)</li> <li>- Titan Metallic (TPS 010) (optional)</li> </ul>			<ul style="list-style-type: none"> <li>- RAL 9016 (Standard)</li> <li>- Colour (Optional)</li> </ul>				
glazing frame	-	plastics Round style			-	plastics Profile style			stainless steel				
glazing	-	Mastercarre			-	cathedral glass			sand blasted with clear-sightedness stripes				
safety glass on both sides	-	Mastercarre			-	cathedral glass			sand blasted with clear-sightedness stripes				
thickness of glass units.	-	24 mm			-	24 mm			46 mm				

## Specification of Hörmann TPS-GB and TPA-GB Front Doors



													
	TPS-GB 010	TPS-GB 020	TPS-GB 030	TPS-GB 100	TPS-GB 200	TPS-GB 210	TPS-GB 300	TPS-GB 310	TPS-GB 400	TPS-GB 410	TPA-GB 700	TPA-GB 800	TPA-GB 900
threshold													
prepared for letter plates	yes	no	no	yes	yes	yes	yes	yes	yes	yes	no	no	no
weatherboard	Provided with the door leaf												
package	packaged in foil												
spyhole	Spy viewer, for self fitting supplied as optional extra. 